



Mosquito
REPELLENT



Kill 'em
Keep 'em away
Keep 'em from hatching



MOSQUITO BARRIER

America's Only Mosquito And Tick Repellent For Grassy Areas: Yards, Parks, Athletic Fields And Golf Courses.

Being used right now by city governments for parks, golf courses and school grounds - because it works. It'll keep mosquitoes and ticks out of your yard and away from your home.

Mosquito Barrier is a very strong liquid garlic made from very potent garlic cloves. The garlic used in **Mosquito Barrier** is a very powerful variety which is much more potent than the garlic found in grocery stores (in fact, our lab people here refer to it as "super garlic"). Garlic has a natural sulfur which repels insects, including mosquitoes, ticks and fleas. Spraying garlic to keep insects away is not something new, farmers and master gardeners have been doing it for many generations. As you read and learn about **Mosquito Barrier**, please make sure you scroll down to the bottom of this page where you will find additional links and information about our product.

Since mosquitoes are soft-bodied insects the garlic juice can be very toxic to them in increased concentrations. The juice does not harm humans or pets or plants, but to mosquitoes it can be deadly. The odor of it chases them out of the area and they stay away - for as long as they can detect the odor. While the odor of sprayed garlic juice becomes undetectable to humans within minutes, the mosquitoes will still detect it. Mosquitoes have a very heightened olfactory sense - as high as 10,000 times better than humans. They can detect the garlic extract for much longer periods of time and will stay away from the sprayed area for up to a month and more.

Additionally, **Mosquito Barrier**, when mixed with canola oil (or other vegetable oil) plus the water, coats any standing water in the area with a very thin film of natural oil, including some garlic oil which is present in the garlic juice. This oil suffocates the mosquito larvae which are developing in any standing water. **Mosquito Barrier**, unlike chemicals, doesn't kill the bees, butterflies or birds.

Generally, four applications are enough for the entire mosquito and tick season for the average sized home and two quarts of **Mosquito Barrier** are all that are normally required.

Mosquito Barrier is a three pronged attack:

- (1) It kills the adult mosquitoes on contact.**
- (2) The garlic coated plants keep mosquitoes out of the area.**
- (3) It suffocates any mosquito larvae in standing water, such as puddles, under decks, water in tin cans or depressions in lawn, etc.**



When you initially spray **Mosquito Barrier** it kills the mosquitos and chases away the ticks, fleas and gnats. It coats the leaf surface of the grass, ornamentals and lower leaves of the trees with natural sulfur contained in garlic juice and all of these insects, not initially killed, are repelled from the area by this juice. It also prevents entry of any neighboring mosquitoes that may consider wandering in from next door. Mosquito larvae which were in any standing water in the area are now suffocated by the spray which coats the water's surface and prevents oxygen from reaching the larvae. The Mosquito Barrier is odorless to humans, but not to the insects.

A mosquito's sense of smell is about 10,000 times better than yours and they are able to locate humans because they detect the carbon dioxide given off by us. **Mosquito Barrier** masks the carbon dioxide odor. If they can't find you, they can't bite you and they seek nourishment elsewhere.

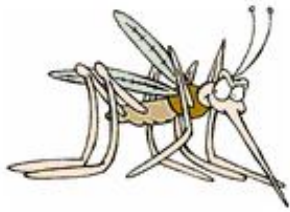
[MIXING & SPRAY INSTRUCTIONS](#) • [TESTIMONIALS](#) • [FAQ's](#)

[ORDER QUARTS, GALLONS OR DRUMS ONLINE](#)

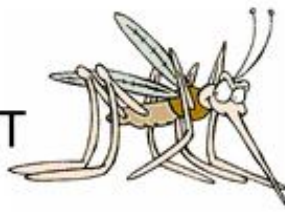
NTG Sales • 100 State Street • Erie PA 16507 • E-mail: info@mosquito-repellent.biz

CALL TOLL FREE: 800-455-5167

Webmaster: [Custom Internet Applications](#)



Mosquito
REPELLENT



Kill 'em
Keep 'em away
Keep 'em from hatching



Mixing and Spraying Instructions

MIXING & SPRAYING INSTRUCTIONS FOR LARGE AREAS (5 ACRES OR MORE): (Parks, Golf Courses, Ball Fields, etc.)

1 gallon of Mosquito Barrier mixed with 1 gallon of either canola, cotton seed oil or vegetable oil. Add 98 gallons of water and 8 ounces of Palmolive liquid dishwashing soap or (as an alternative) 1 gallon of insecticidal soap (available from local nurseries).

Mix well. The oil helps with standing water and puddles for suffocation of larvae. However, if you are not able to obtain one of our recommended oils to use as a sticker, excellent results are achieved by mixing one part of Mosquito Barrier with 99 parts of water and spraying everything.

MIXING & SPRAYING INSTRUCTIONS FOR MEDIUM SIZED AREAS (1 - 5 ACRES):

Best results are achieved by using 20 gallons of water per acre, plus 25 ounces of one of our recommended oils and 2 ounces of soap. Using a droplet size of 350-400 microns or medium size mist (not large droplets) cover all grass, standing water, shrubs, into tree branches up to about 12 feet and under porches and decks where water may be standing. Spray the shorelines of creeks or ponds (mosquitoes are also born in mud). Best spraying time is late in the afternoon 1 hour before sundown.

No harmful chemicals, safe around children and pets when used as directed, and is biodegradable.

MIXING & SPRAYING INSTRUCTIONS FOR AVERAGE RESIDENTIAL PLOTS:

Canister type sprayers are available at such stores as Home Depot, etc. and generally cost about \$16-\$20 each and hold from 2 to 3 gallons of liquid. Canister sprayers must be pumped up with air pressure and they have a wand for spraying. The formula for a 2 gallon canister sprayer is: 3 ounces Mosquito Barrier, 3 ounces Canola or other oil and 1 table spoon of soap (see above for soap types) then fill canister with water. Mix well and spray.

Garden hose-end sprayers are not recommended because they are generally very inaccurate and the droplet size is larger than desired. However, if you insist on using a Garden hose-end sprayer - there are two types, one type has a dial for ounces per gallon and the other does not have a dial. For both types, mix 12 ounces of Mosquito Barrier with 20 ounces of water and use this mixture to completely fill the container. On the dial type, set the dial on 2 ounces per gallon, or 4 tablespoons per gallon. Normally it takes about 7 minutes to empty the container with the garden hose on full blast, so you need to be quick, or fill it again until you have covered everything we recommend.

One gallon of Mosquito Barrier is enough for the whole Summer mosquito season. Sprayed every 3 weeks, for the average half acre residential lot, one gallon is enough for 10 applications, if necessary.

TIPS ON SPRAYING:

1. When mixing, mix the Mosquito Barrier, oil and soap together and then add it to the water. Stir the entire mixture until homogenous. If you have very hard water, add a bit more soap to make everything mix well.

2. When spraying grass with the wand on the end of your pump-up Hudson type sprayer, hold the wand nozzle about 8 inches above the grass and sweep it back and forth. Make sure the spray gets deep into the grass and use a small spray droplet size.
3. Spray all dark places such as under porches, in vents leading to basement or beneath the house, even spray sides of house, porches, driveways and areas that are not covered with grass - this all helps.
4. So long as you use at least a 1% solution of the garlic (meaning at least 1 and a quarter ounces of Mosquito Barrier per gallon of water) you are okay. You may use more. Many of our professional spray people use 4 to 6 ounces of garlic per gallon of water. This does not harm plants or animals and works very well.

SPRAYING FOR TICKS:

There are a few things you'll need to know to effectively repel ticks from your yard and around your house. Mosquito Barrier doesn't kill ticks on contact but it does repel them. Ticks are carried into your yard by animals such as deer or squirrels. A tick will "hang out" in tall grass and on tall weeds as well as on fence posts, wood siding on your home or shed and in shrubs and bushes. They like damp places. They will wait for you to brush against the tall grass or shrub and will cling to you. Knowing this, spraying for ticks is much like spraying for Mosquitoes with a few exceptions:

There's no need to spray standing water or the leaves in a tree. Ticks wait for their prey relatively close to the ground. Do make sure you spray the trunk of the tree. Also make sure you spray all wood fence posts in the area. Spray the wood siding on your home up to a height of about 5 or 6 feet from the ground.

You should also spray under porches and in dark, shaded areas (they rest there in heat of the day). Spray grass, shrubs and all greenery. Don't forget to spray woodpiles and re-stack any firewood - where they may be hiding. Keep grass cut and eliminate tall weeds. Try to keep children and pets inside a sprayed, fenced area. After the first spraying, which should be once over and then once over again, repeat spraying in 7 days and thereafter about every 3-4 weeks during tick season.

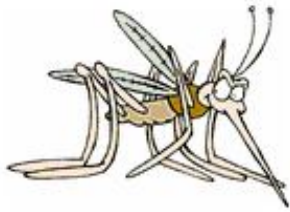
[MIXING & SPRAY INSTRUCTIONS](#) • [TESTIMONIALS](#) • [FAQ's](#)

[ORDER QUARTS, GALLONS OR DRUMS ONLINE](#)

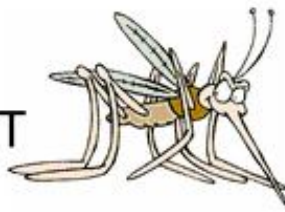
NTG Sales • 100 State Street • Erie PA 16507 • E-mail: info@mosquito-repellent.biz

CALL TOLL FREE: 800-455-5167

[RETURN TO HOME PAGE](#)



Mosquito
REPELLENT



Kill 'em
Keep 'em away
Keep 'em from hatching



Mosquito Barrier Testimonials

June 10, 2004

**M.E.S.
Knoxville, Tennessee**

"I can't thank you enough for giving me back my yard!! Last year the mosquitos drove us back into the house every evening, just when we were ready to enjoy the deck and pool area. One application of Mosquito Barrier and no more mosquitos!! We have had a few very heavy rains in the past two weeks since application and still no mosquitos!! I will recommend this product to anyone who will listen!! Thank you again!!"

July 24, 2001

**Mr. Jeff Ritz
Mosquito Control Office
Environmental Conservation District
City of Stratford, CT**

I am the Mosquito Control Officer for the Town of Stratford, CT (Pop. 49,389). The town is located along the Housatonic River and Long Island Sound. There are a great many salt water marshes within our borders.

This Spring our Town Manager asked us to investigate a newly patented product, Mosquito Barrier. The manufacturer sent us a gallon for testing. I was shocked at its effectiveness. After spraying it, our town employees at the Water Control Plant are now able to work outdoors in T-shirts. Spectators can watch our local softball team and not have to fend off mosquitoes with cans of Raid or use Off. Children at Sterling House Daycare Center do not complain about mosquito bites. I used to receive from 5-7 calls a day from residents complaining of mosquitoes, now my calls are down to none or one a day. I feel like the Maytag repairman. We are able to get these results without the introduction of any chemicals into the environment. Needless to say we are expanding our use of Mosquito Barrier in our town.

**(Signed)
Jeff Ritz, Mosquito Control Officer
City of Stratford, CT**

Sept. 16, 2002

From City of Guilford, Connecticut

"We have been using your garlic product as part of our municipal mosquito control program. Although the product works remarkably well for backyard mosquito control, our pesticide contractor is uncertain it can be formulated and applied effectively with a commercial truck mounted ultra fine mist applicator unit. Do you have any advice on this matter or could you refer us to a source that may assist us with setting up a road side application of the liquid garlic spray?"

Sincerely,

**Dennis Johnson, Director of Health
Guilford Health Department
50 Boston Street
Guilford, CT 06437**

**Ron Holt
City Administrator
City of Marlow, Oklahoma**

"I wanted to let you know how your product Mosquito Barrier performed for us this past summer. As you know, weather conditions were such that in late summer we had quite a mosquito problem. Our annual "Outlaw Festival" comes during this time and our city park needed to be fogged for mosquitoes. We sprayed the park with Mosquito Barrier and it worked! We are happy with the results and look forward to using your product again next year. (We used a Dyna Fog 500 portable on the bed of a pick up, sprayed between 5-6pm and did it again the next day between 7-7:30am and had no mosquitoes)"

June 8, 2000

**Maggie Stoecklein
Parks Supervisor
Round Rock, Texas**

Dear Mosquito Barrier,

"Thank you for filling my recent order for the Garlic Barrier. We have had great success with this product in treating mosquitoes. We have ball fields that are close to creeks and the Garlic Barrier keeps the mosquitoes in check."*

Thanks Again,

**Maggie Stoecklein
Parks Supervisor**

June 4, 2001

**Di Maggio's on the Bay
Brewer Capri Marina
Port Washington, New York**

"Mosquito Barrier has done more than we could have ever hope for. Our Di Maggio's on the Bay water front restaurant at the Brewer Capri Marina in Port Washington has a 3000 square foot dining deck that is built over Manhasset Bay. Before Mosquito Barrier our outdoor diners would be plagued with all sorts of annoying biting insects. These insects lived under the deck along the water line. They came up to the dining deck via the spaces between the decking. As a result, customers would skip desert and coffee. After we applied one application of Mosquito Barrier our outdoor deck became the most sought after seating for our restaurant. Diners now enjoy a fine leisurely meal over looking the Manhasset Bay, complete with desert and coffee without being pestered by bothersome biting insect.

The garlic scent, though strong while in its container as concentrated, dissipates away in about fifteen minutes after application. Although the manufacture recommends application every thirty- (30) days, we apply it about twenty- (20) days. We attribute this to the constant washing of the outdoor deck, furniture and the like. In so much as we are on the water, the fact that this product is one hundred (100%) organic is a bonus. We are happy to inform our customers that the biting insect population can be eradicated with an application of an organic product such as your Mosquito Barrier.

And lastly Kevin, we would certainly intend to purchase Mosquito Barrier again."

Thank you,

**Eddy & Angelo, Owners
Di Maggio's on the Bay**

July 21, 2004

"I have a lawn care company and have been using Mosquito Barrier for about 4 years. My customers don't see mosquitoes after I spray, but my formula is a bit different from yours and here it is: For every 50 gallons of water, I add one gallon Mosquito Barrier and one gallon of Soybean Oil and one quart of rubbing alcohol that I get from Walmart. I love the results."

Sincerely,

**JLT,
Houston, Texas**

**Class A Professional Baseball Team
Greenville Bluesmen
Greenville, Mississippi**

"... We have had a terrible problem with large numbers of hungry mosquitoes biting our fans and players. This was reducing our attendance and we don't like that...fans stay away because of the mosquitoes. We just started using your garlic product and it is amazingly effective and we look forward to using your product all of next season and increasing the attendance and comfort of our devoted fans."

Sincerely,

**Arthur O'Bright
Executive Vice President
Greenville Bluesmen Professional Baseball Team**

**Laurence M. Murphy
Purchasing Agent
Rockingham Park "New England's First and Finest Track"
Horse Race Track
Salem, New Hampshire**

"My name is Laurence Murphy, Purchasing Agent for Rockingham Park in Salem, New Hampshire. I was trying to locate a mosquito spray that could be used around humans and livestock. I was very unsuccessful. I was informed of a product called Mosquito Barrier and I purchased a small amount which I used for our thoroughbred racing season (from June thru October). Rockingham Park has a pond located in its infield of still water and 7/8th of a mile turf track which is watered daily and a mile dirt track which is also watered daily. We sprayed the garlic product and I can honestly say that we at Rockingham Park had no mosquito problem at all last season."

**Jerry Taylor, Badlands
White River KOA (Kampgrounds of America)
Interior, South Dakota**

"After having applied several gallons of Mosquito Barrier to our 31 acre campground, I am pleased to report excellent results on our previously voracious mosquito population. All we have to do to verify that the mosquitoes are indeed still in season is to walk along the White River, which is adjacent to our property, and therefore not sprayed. They are still there, and in droves, while being virtually eliminated here."

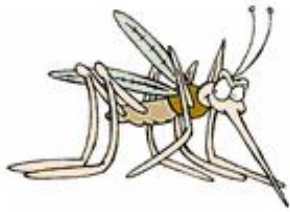
[MIXING & SPRAY INSTRUCTIONS](#) • [TESTIMONIALS](#) • [FAQ's](#)

[ORDER QUARTS, GALLONS OR DRUMS ONLINE](#)

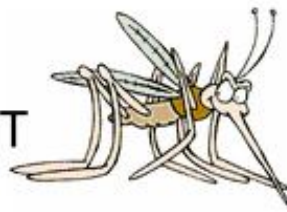
NTG Sales • 100 State Street • Erie PA 16507 • E-mail: info@mosquito-repellent.biz

CALL TOLL FREE: 800-455-5167

[RETURN TO HOME PAGE](#)



Mosquito
REPELLENT



Kill 'em
Keep 'em away
Keep 'em from hatching



Frequently Asked Questions about Mosquito Barrier

Mosquitoes are "born" in standing water, mud, ponds, tin cans, under decks, puddles and old tires, etc. Hundreds of thousands are "born" each day in your area during infestations.

Worldwide there are approximately 3,300 species of mosquitoes. In North America (north of Mexico) we have 167 species and subspecies. Only the female bites you because the "beak" on the male mosquito is not built in a way that it can bite you. Mosquitoes rarely travel farther than 300 feet from their birthplace. They like dark areas and will suck the juice out of plants in order to live - including tree leaves, grass, shrubs, etc.

Spraying poisons kills adults present today, but more are born tomorrow and you must spray poisons again tomorrow. Ideally, a spray kills all mosquitoes present in an area and prevents the birth of new ones. Most importantly, mosquitoes from adjacent areas will be repelled by the sulfurous odor (undetected to humans) that coats the plants they are trying to feed on.

Q. Is Mosquito Barrier safe for my children and pets?

A. Yes! There are no poisons or harmful chemicals in Mosquito Barrier. Just 99.3% garlic juice with some food grade preservatives added.

Q. Does Mosquito Barrier repel Fleas, Ticks and Chiggers?

A. Yes, but don't spray your dog or cat. Instead, cut all tall grass and spray liberally on grass, shrubs, plants and tree trunks in the yard. Spray the yard completely. Also, be sure to spray the sides of buildings, tree trunks and wooden fence posts to a height of 6 feet when spraying for ticks. There is no need to spray the foliage on any trees. If there is a heavy infestation, repeat in 5 days and then every two weeks thereafter. That should be sufficient to keep the insects out of the yard.

Q. Can I keep mosquitoes off my child by spraying her?

A. No. Mosquito Barrier does not work when sprayed on people to keep insects away. Mosquito Barrier only removes feeding areas.

Q. Is there an all natural mosquito repellent I can put on myself that works?

A. Yes. Excellent results can be obtained (up to 5 or 6 hours of protection) by using some common household items in a simple mixture you can make yourself! Simply mix 1 teaspoon of soybean oil (available from your grocery store) and one quarter of a teaspoon of Palmolive liquid soap into one cup of water. Mix well and spray onto your arms and legs and wipe on your face and neck.

To make sure you are not allergic to the soybean oil or the soap put small amount on the inner area of your forearm and wait a half hour to see if any redness or irritation occurs.

Q. If I don't use all the Mosquito Barrier, will it stay good until next year?

A. Put the lid on tight, store it in a cool place and it should last for about two years. In a refrigerator at 40 degrees, it will last several years.

Q. Can I use a hose-end garden sprayer to put the Mosquito Barrier in and spray my yard?

A. Yes. Not as precise as a canister sprayer, but it works OK. Most of these hose-end containers hold a quart and dilute about thirty parts water to one part Mosquito Barrier and the droplet size is large. If you choose to use it, mix 12 ounces of Mosquito Barrier and 20 ounces of water and pour the mixture into the container and spray away.

Q. What is the best way to use a hose-end garden sprayer?

A. The fastest way is just to fill the hose-end container with a mixture of 12 ounces of Mosquito Barrier and 20 ounces of water, screw on the garden hose and spray away. Normally it takes about 7 minutes to empty the container with the garden hose on full blast, so you need to be quick, or fill it again until you have covered everything we recommend.

Q. I have a 2-gallon canister sprayer. What would be my formula of Mosquito Barrier and water?

A. Use 2 ounces of Mosquito Barrier for each gallon of liquid. For 2 gallons of total spray put in 4 ounces of Mosquito Barrier. Be sure to add the same amount of either canola oil, cotton seed oil or vegetable as you do Mosquito Barrier and one tablespoon of soap per gallon of water.

Q. Where can I get a good commercial or professional heavy duty sprayer that would be good for large areas?

A. A splendid line of sprayers for larger areas can be found at Big John Manufacturing Company. They are located in Osmond, Nebraska. Visit their web site at www.BigJohnMfg.com or call them at (402)748-3235.

Q. Can I use Mosquito Barrier in a fogger?

A. Yes, the recommended concentration in foggers is 5% Mosquito Barrier and 95% water. Many users report even better results can be achieved by adding canola oil and liquid soap. To do this, you may add 1% canola oil and 2 tablespoons of Palmolive liquid soap per gallon of water.

Q. Why is a gallon of Mosquito Barrier the perfect size?

A. You will normally use between a pint and a quart at each spraying, you may need to spray for 3 or 4 times during the Summer mosquito season. Also, you can save it for next year! Put a cap on and put in cool place and it will be good for next season. Many customers share with their neighbors.

Q. What are the types of oil that I can use with Mosquito Barrier?

A. You may use: soybean oil, canola oil, cotton seed oil or, as last resort, any vegetable oil. Use same amount of oil as Mosquito Barrier, or 1.5 to 2 ounces per gallon of total spray.

Q. Do I really have to use soap and canola or vegetable oil?

A. No. Excellent results are achieved by mixing one part of Mosquito Barrier with 99 parts of water and spraying everything. The oil helps with standing water and puddles for suffocation of larvae.

Q. Why do you sometimes recommend a 1% solution and at other times recommend a 2% solution of Mosquito Barrier be sprayed?

A. With normal infestations the 1% solution of Mosquito Barrier works fine. For heavier infestations you may increase the strength anywhere from a 2% to 5% solution or more. Your best method would be to spray first with a 1% solution, if you still notice some infestation then increase the strength.

Q. Where can I buy Canola oil?

A. At Costco, Sam's Club or any grocery store.

Q. How does a film of oil on water kill mosquito larvae?

A. The natural oils found in Mosquito Barrier and the sticker (canola or other oil) clog the snorkel that the mosquito larvae use to breathe.

Q. Do I have to spray again if it rains?

A. Do not spray if rain is predicted for the next 24 to 48 hours. After spraying and having about a 48 hour dry-spell window the Mosquito Barrier will generally be okay even through 2 or 3 moderate rain showers. Best way to determine when to spray again is to watch for mosquitoes. If you see them returning - it's time to spray again.

Q. Is Mosquito Barrier harmful to beneficials like birds, bees, ladybugs and butterflies?

A. No, not at all. Birds, bees and ladybugs are not bothered by the garlic spray. Butterflies are not bothered

by the garlic spray if you do not spray it on them directly.

Q. Will my horses be able to eat the grass sprayed with Mosquito Barrier?

A. Yes. Garlic does not bother horses at all. Some horse owners actually feed garlic (in liquid and solid forms) to their horses to help keep flies away.

[MIXING & SPRAY INSTRUCTIONS](#) • [TESTIMONIALS](#) • [FAQ's](#)

[ORDER QUARTS, GALLONS OR DRUMS ONLINE](#)

NTG Sales • 100 State Street • Erie PA 16507 • E-mail: info@mosquito-repellent.biz

CALL TOLL FREE: 800-455-5167

[RETURN TO HOME PAGE](#)



FREE SHIPPING ALL ORDERS OVER \$97

Mosquito Repellent Products

NETTING • SPRAY • FOGGERS • REPELLENT

Home

View Cart

Index

Categories

Mosquito Barrier



Quart, Gallon or 55-Gallon Drum

AMERICA'S ONLY MOSQUITO AND TICK REPELLENT FOR GRASSY AREAS; YARDS, PARKS, ATHLETIC FIELDS AND GOLF COURSES.

- Environmentally friendly
- Harmless to people, pets, and plants
- Kills mosquitos, keeps them away, prevents larvae from hatching!
- Also kills fleas, ticks -- even keeps geese away (they don't like garlic flavoring on their food!)

55-Gallon drum shipped common carrier, other quantities UPS Ground. Charges added at check-out.

[Email this product to a friend](#)

Item No.	Description	Amount	Qty.
	Quart	\$39.95	
	Gallon	\$89.95	
	Case of 4 gallons	\$299.00	
	55-Gallon Drum	\$2,450.00	

**Click Here to:
Add To Cart**

Need help? Have questions?

Call 1-800-331-2973

Powered by [MyCart.net](#)



**"Ideas and solutions for
Internet marketing problems"**

[About Us](#)

[Website Design](#)

[E-Commerce/Shopping Cart](#)

[Search Engine Optimization](#)

[Case Histories](#)

[Testimonials](#)

[Contact Us](#)

[Helpful Links](#)

website design • e-commerce • search engine placement • Internet marketing

Custom Internet Applications

Operating continuously as a specialist in website design and Internet marketing since 1996, I have a track record of creating and maintaining websites that impact the bottom line of industrial, service and retail businesses.

Whether an informational website to generate sales leads or an e-commerce site to automate sales, our websites both inform and persuade the prospect and are optimized and marketed for the best possible search engine ranking.

Following are typical comments:

"We currently receive almost more than we can handle from people responding to our web site..." [Read More](#)

"Yesterday 4 customers told us how nice our web site was..." [Read More](#)

Visit the links to the left for detailed information and contact us to begin discussions on how we can help you realize the tremendous potential of the Internet!

Phone: 814-756-4682 • Fax: 814-756-3416 • E-mail: john@cianow.com

Custom Internet Applications • P.O. Box 88 • Edinboro PA 16412

- serving businesses locally and nationwide since 1996 -